

SPECS & CAPACITY

Outdoor Events

Total Outdoor Function Space - 13,291 ft².

| VENUE | BANQUETS | RECEPTION | TOTAL FT ² |
|----------------|----------|-----------|-----------------------|
| Pool Decks | -- | 350 | 6,000 |
| Shutters Lanai | -- | 30 | 291 |
| Sand Pool | -- | 100 | 2,000 |
| Ocean Lawn | 150 | 300 | 5,000 |

SPECS & CAPACITY

Ginger Room



THEATRE
30

CLASSROOM
30

RECEPTION
40

BANQUET
30



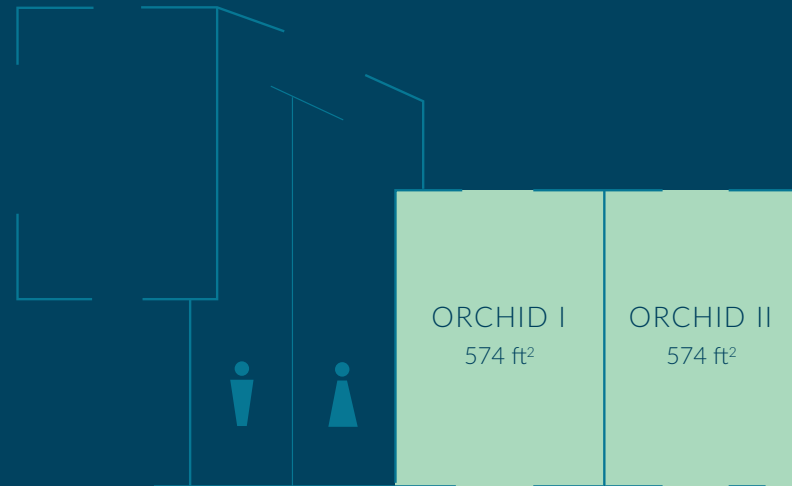
TOTAL FT²
600

SIZE (LXW)
30 ft x 20 ft

CEILING HEIGHT
8 ft.

SPECS & CAPACITY

Orchid Room



THEATRE
60

CLASSROOM
40

RECEPTION
70

BANQUET
60



TOTAL FT²
1148

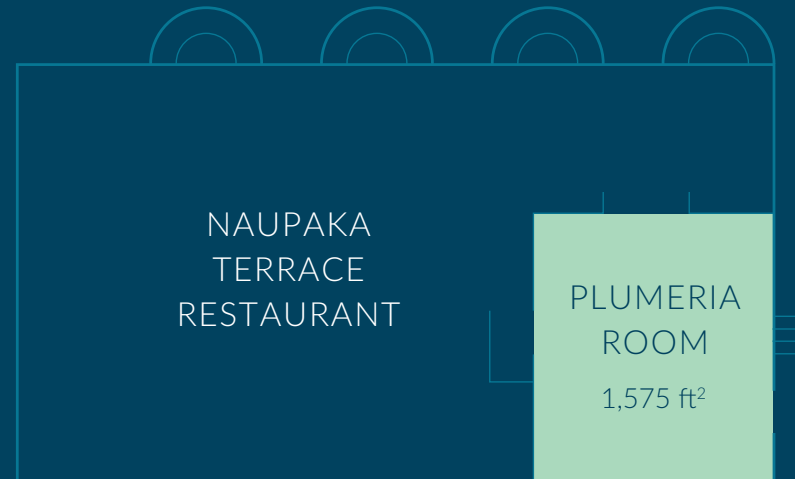
SIZE (LXW)
41 ft x 28 ft

CEILING HEIGHT
8 ft.

8 X 10 BOOTHS
8

SPECS & CAPACITY

Naupaka Terrace and Plumeria Room



CONFERENCE

20

RECEPTION

70

BANQUET

60



TOTAL FT²

1575

SIZE (LXW)

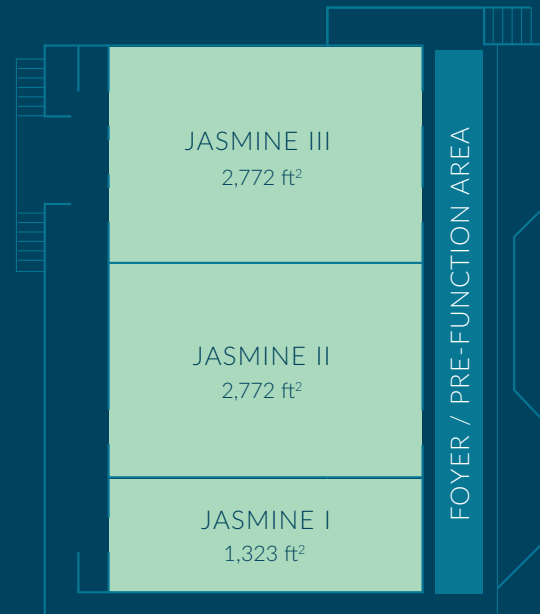
30 ft x 20 ft

CEILING HEIGHT

8 ft.

SPECS & CAPACITY

Jasmine Ballroom



THEATRE
500

CLASSROOM
350

RECEPTION
500

BANQUET
450



TOTAL FT²
8611

SIZE (LXW)
109 ft x 79 ft

CEILING HEIGHT
12 ft.

8 X 10 BOOTHS
50